

Seafood Watch, Liberty Asia & Sustainable Fisheries Partnership: Seafood Slavery Risk Tool

Fishery Profile Data Analysis

July 1, 2018

Revised August 22, 2018: In the 2018 U.S. Department of State's Trafficking in Persons Report (TIP), Thailand was upgraded from Tier 2 Watch List to Tier 2. The TIP rating change does not change the CRITICAL RISK rating for the Thailand squid fishery.

Profile Names¹ and Risk Ratings

Species ²	Country ³	Risk rating
Bigfin reef squid	Thailand	CRITICAL
Cuttlefish and bobtail squid	Thailand	CRITICAL
Squid, all other species	Thailand	CRITICAL

1. Profile names denote species name and country.
2. The Seafood Slavery Risk Tool uses the [Food and Agriculture Organization's](#) (FAO) species names. For scientific and other species names, please see below.
3. "Country" refers to the flag state of vessels and/or the country where the catch is landed. The Seafood Slavery Risk Tool uses [FAO data](#) as its primary source for determining this information.

Profile Fishery Information

Other species names	Bigfin reef squid, <i>Sepioteuthis lessoniana</i> Cuttlefish and bobtail squid, <i>Sepiidae</i> , <i>Sepiolidae spp.</i> Squid, <i>Loligo spp.</i>
---------------------	--

Squid, Thailand

Page 1

Legal Disclaimer: The profiles and ratings(s) provided in the Seafood Slavery Risk Tool are for information purposes only and do not constitute business, legal, market, financial, or investment advice. Users of the Risk Tool, the profiles, and the ratings must seek separate advice and guidance.

Seafood Watch, Liberty Asia & Sustainable Fisheries Partnership: Seafood Slavery Risk Tool

Fishery Profile Data Analysis

FAO data does not provide capture statistics to the species level for *Loligo*, *Sepiidae* or *Sepiolidae spp.* In 2016, Thailand landed 86,381 mt. of *Loligo spp.*, 12,389 mt. of cuttlefish and bobtail squid, and 5,205 mt. of bigfin reef squid.

Land Area	Ocean Area	Species	Scientific name	2016	
Thailand	Indian Ocean, Eastern	Bigfin reef squid	<i>Sepioteuthis lessoniana</i>	1,095	
		Common squids nei ¹	<i>Loligo spp.</i>	14,118	
		Cuttlefish, bobtail squids nei	<i>Sepiidae, Sepiolidae</i>	3,222	
	<i>Sub-total Indian Ocean, Eastern</i>				18,435
	Pacific, Western Central	Bigfin reef squid	<i>Sepioteuthis lessoniana</i>	4,110	
		Common squids nei	<i>Loligo spp.</i>	72,263	
		Cuttlefish, bobtail squids nei	<i>Sepiidae, Sepiolidae</i>	9,167	
	<i>Sub-total Pacific, Western Central</i>				85,540
	Total Thailand				103,975
Grand total (mt.)				103,975	

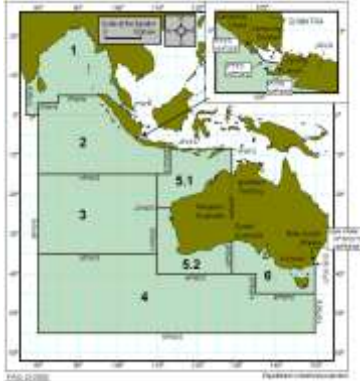

(Queried on April 30, 2018, <http://www.fao.org/fishery/statistics/global-capture-production/query/en>)

Two major commercially important species within the *Loliginidae* family include Indian squid, *Uroteuthis (Photololigo) duvauceli* and Mitre squid, *Uroteuthis (Photololigo) chinensis*.²

¹ Nei = Not elsewhere indicated.

Seafood Watch, Liberty Asia & Sustainable Fisheries Partnership: Seafood Slavery Risk Tool

Fishery Profile Data Analysis

Risk rating	CRITICAL	
Location	Eastern Indian Ocean, Western Central Pacific Ocean	
FAO fishing area(s)	<p>FAO Fishing Area 57</p>  <p>© FAO 1990-2018. FAO Major Fishing Areas. INDIAN OCEAN, EASTERN (Major Fishing Area 57). CWP Data Collection. In: <i>FAO Fisheries and Aquaculture Department</i> [online]. Rome. Updated October 1, 2004.</p>	<p>FAO Fishing Area 71</p>  <p>© FAO 1990-2018. FAO Major Fishing Areas. PACIFIC, WESTERN CENTRAL (Major Fishing Area 71). CWP Data Collection. In: <i>FAO Fisheries and Aquaculture Department</i> [online]. Rome. Updated October 1, 2004.</p>
Governance	<p>Thailand's Department of Fisheries</p> <p>"There is no international or regional fishery management for squid; management and enforcement are left up to</p>	

² Dutton, Jessica. "Indian Squid, Mitre Squid: Indo-Pacific Otter Trawl." Seafood Watch, March 4, 2013. http://www.seafoodwatch.org/-/m/sfw/pdf/reports/s/mba_seafoodwatch_indiansquidmitresquid_report.pdf.

Seafood Watch, Liberty Asia & Sustainable Fisheries Partnership: Seafood Slavery Risk Tool

Fishery Profile Data Analysis

	individual countries within their exclusive economic zones and on the high seas.” ³
Flag state(s)*	Thailand
Method	<p>Primarily otter trawls, but squid are also caught by purse seines, hook and line, and artisanal fishing methods. For more information, see FAO Fishing Gear Types.</p> <p>Seafood Watch’s report “provides recommendations for two major commercially imported squid species to the United States: the Mitre squid, <i>Uroteuthis (Photololigo) chinensis</i>, and the Indian squid, <i>Uroteuthis (Photololigo) duvauceli</i>. Both are inshore species ranging throughout the coastal waters of the Indo-Pacific and are fished in large and small scale fisheries using a variety of gears including otter trawls, purse seines, hook and line and artisanal fishing methods. However, epibenthic otter trawl, suspended just over the seabed, is the primary commercial gear type used.”⁴</p>

³ Dutton, Jessica. “Indian Squid, Mitre Squid: Indo-Pacific Otter Trawl.” Seafood Watch, March 4, 2013, p. 4. http://www.seafoodwatch.org/-/m/sfw/pdf/reports/s/mba_seafoodwatch_indiansquidmitresquid_report.pdf.

⁴ Dutton, Jessica. “Indian Squid, Mitre Squid: Indo-Pacific Otter Trawl.” Seafood Watch, p. 4.

Seafood Watch, Liberty Asia & Sustainable Fisheries Partnership: Seafood Slavery Risk Tool

Fishery Profile Data Analysis

Decision Tree/Evidence

Is there credible evidence of forced labor, human trafficking, or hazardous child labor in the profile fishery?

YES

Source URL	Source type	Year published	Summary of findings	Any remarks on the credibility of this source?
AP (2015)	Media: Associated Press (AP)	2015	<p>This is the first of multiple investigative articles documenting forced labor and human trafficking on board Thai vessels. This article states victims told AP investigators that squid was one of the species they caught.</p> <p>“The slaves interviewed by the AP had no idea where the fish they caught was headed. They knew only that it was so valuable, they were not allowed to eat it.</p> <p>They said the captains on their fishing boats forced them to drink unclean water and work 20- to 22-hour shifts with no days off. Almost all said they were kicked, whipped with toxic stingray tails or otherwise beaten if they complained or tried to rest. They were paid little or nothing, as they</p>	The AP was awarded the 2016 Pulitzer Prize for Public Service for this investigative series.

Seafood Watch, Liberty Asia & Sustainable Fisheries Partnership: Seafood Slavery Risk Tool

Fishery Profile Data Analysis

Source URL	Source type	Year published	Summary of findings	Any remarks on the credibility of this source?
			hauled in heavy nets with squid, shrimp, snapper, grouper and other fish.”⁵ (<i>Emphasis added</i>)	
The Guardian (2014)	Media: The Guardian	2014	<p>This source describes the experiences of Burmese human trafficking and forced labor victims who caught squid and other species on a Thai vessel.</p> <p>“Myint Thein doesn’t have much time to talk, so he tells us the basics. He paid a middleman two years ago to smuggle him across the border into Thailand and find him a job in a factory. After an arduous journey travelling through dense jungle, over bumpy roads and across rough waves, Myint Thein finally arrived in Kantang, a Thai port on its western, Andaman coast, where he discovered he’d been sold to a boat captain. ‘When I realised what had happened, I told them I wanted to go back,’ he says hurriedly. ‘But they wouldn’t let me go. When I tried to escape, they beat me and smashed all my teeth.’</p> <p>For the next 20 months, Myint Thein and three other</p>	The Guardian is internationally recognized for high-quality investigative journalism.

⁵ McDowell, Robin, Margie Mason, and Martha Mendoza. “AP Investigation: Slaves May Have Caught the Fish You Bought.” Associated Press, March 25, 2015. <http://www.ap.org/explore/seafood-from-slaves/ap-investigation-slaves-may-have-caught-the-fish-you-bought.html>.

Seafood Watch, Liberty Asia & Sustainable Fisheries Partnership: Seafood Slavery Risk Tool

Fishery Profile Data Analysis

Source URL	Source type	Year published	Summary of findings	Any remarks on the credibility of this source?
			<p>Burmese men who were also sold to the boat trawled international waters, catching anything from squid and tuna to ‘trash fish’, also known as bycatch – inedible or infant species of fish later ground into fishmeal for Thailand’s multibillion-dollar farmed prawn industry. The supply chain runs from the slaves through the fishmeal to the prawns to UK and US retailers. The product of Myint Thein’s penniless labour might well have ended up on your dinner plate.” (<i>Emphasis added</i>)</p>	
<p>ILO-ARCM (2013)</p> <p>Related journal article: Marine Policy (2016)</p>	<p>Inter-governmental organization, Academic: ILO, Asian Research Center for Migration, Institute for</p>	<p>2013</p>	<p>ARCM surveyed 596 fishermen employed in four coastal provinces in Thailand from May to September 2012. “Cambodians made up the majority of respondents in Rayong and Songkhla provinces, and Myanmar migrants were the bulk of respondents in Ranong and Samut Sakhon provinces.”</p> <p>According to the report’s definitions in Section 1.4, trawlers and squid fishing boats were identified as catching squid.⁶ Per the</p>	<p>Of the 596 fishermen surveyed, 174 (29.2%) are identified as working on vessels (including single- and twin-trawls and squid-fishing boats) that catch squid (and other species).</p>

⁶ “**Trawlers** are fishing boats that operate during the day and at night. The trawl net is lowered into water and hauled for 4-6 hours and then is pulled back onboard, after which the fish are sorted. The net is repeatedly lowered into water. **Commercial fish such as squid** and cuttlefish, threadfin bream, big-eye, and lizard fish are selected and sorted. More than 50 per cent of the catch is trash fish. Specially designed devices such as grids can also be used to select the size or species of the catch. ...**Squid-fishing** boat refers to a fishing vessel that uses square or circular nets placed in the water to trap the catch (*e.g.*, squid or jellyfish), which are attracted by various methods, such as lighting or non-mechanical lures. These boats are officially considered **lift-net boats**.”

Seafood Watch, Liberty Asia & Sustainable Fisheries Partnership: Seafood Slavery Risk Tool

Fishery Profile Data Analysis

Source URL	Source type	Year published	Summary of findings	Any remarks on the credibility of this source?																																																																												
	Asian Studies, Chulalongkorn University (ARCM)		<p>below Table 3.12, a total of 174 workers are identified as working on vessels that catch squid (and other species).</p> <p>Table 3.12 Type of fishing vessel by length of time at sea (n=596)</p> <table border="1"> <thead> <tr> <th rowspan="2">Type of fishing vessel</th> <th colspan="2">Short-haul</th> <th colspan="2">Long-haul</th> <th colspan="2">Total</th> </tr> <tr> <th>%</th> <th>N</th> <th>%</th> <th>N</th> <th>%</th> <th>N</th> </tr> </thead> <tbody> <tr> <td>Single trawl boat</td> <td>11.6</td> <td>57</td> <td>30.2</td> <td>32</td> <td>14.9</td> <td>89</td> </tr> <tr> <td>Twin trawl boat</td> <td>5.3</td> <td>26</td> <td>19.8</td> <td>21</td> <td>7.9</td> <td>47</td> </tr> <tr> <td>Purse seine boat</td> <td>63.7</td> <td>312</td> <td>46.2</td> <td>49</td> <td>60.6</td> <td>361</td> </tr> <tr> <td>Floating seine boat</td> <td>1.6</td> <td>8</td> <td>0.9</td> <td>1</td> <td>1.5</td> <td>9</td> </tr> <tr> <td>Tour boat</td> <td>3.1</td> <td>15</td> <td>0.0</td> <td>0</td> <td>2.5</td> <td>15</td> </tr> <tr> <td>Squid-fishing boat</td> <td>6.9</td> <td>34</td> <td>2.8</td> <td>3</td> <td>6.2</td> <td>37</td> </tr> <tr> <td>Kratak fishing boat</td> <td>7.6</td> <td>37</td> <td>0.0</td> <td>0</td> <td>6.2</td> <td>37</td> </tr> <tr> <td>Other</td> <td>0.2</td> <td>1</td> <td>0.0</td> <td>0</td> <td>0.2</td> <td>1</td> </tr> <tr> <td>Total</td> <td>100</td> <td>490</td> <td>100</td> <td>106</td> <td>100</td> <td>596</td> </tr> </tbody> </table> <p>“Of the total sample of 596 respondents, 101 fishers indicated that they are working against their will (Table 6.1) and cannot leave for a variety of reasons. Some workers came to work in fishing voluntarily and now find themselves unable to leave, and others entered against their will but are now willing to work in the sector.” (p. 68)</p>	Type of fishing vessel	Short-haul		Long-haul		Total		%	N	%	N	%	N	Single trawl boat	11.6	57	30.2	32	14.9	89	Twin trawl boat	5.3	26	19.8	21	7.9	47	Purse seine boat	63.7	312	46.2	49	60.6	361	Floating seine boat	1.6	8	0.9	1	1.5	9	Tour boat	3.1	15	0.0	0	2.5	15	Squid-fishing boat	6.9	34	2.8	3	6.2	37	Kratak fishing boat	7.6	37	0.0	0	6.2	37	Other	0.2	1	0.0	0	0.2	1	Total	100	490	100	106	100	596	<p>“Out of a total of 47 respondents working on twin trawl boats, 30 per cent (n=14) were in the ‘forced labour with non-financial penalty’ category and two individuals were in the ‘forced labour with financial penalty’ category.” (p. 72)</p> <p>See Chapter 6 of the report for detailed analysis.</p>
Type of fishing vessel	Short-haul		Long-haul		Total																																																																											
	%	N	%	N	%	N																																																																										
Single trawl boat	11.6	57	30.2	32	14.9	89																																																																										
Twin trawl boat	5.3	26	19.8	21	7.9	47																																																																										
Purse seine boat	63.7	312	46.2	49	60.6	361																																																																										
Floating seine boat	1.6	8	0.9	1	1.5	9																																																																										
Tour boat	3.1	15	0.0	0	2.5	15																																																																										
Squid-fishing boat	6.9	34	2.8	3	6.2	37																																																																										
Kratak fishing boat	7.6	37	0.0	0	6.2	37																																																																										
Other	0.2	1	0.0	0	0.2	1																																																																										
Total	100	490	100	106	100	596																																																																										

Seafood Watch, Liberty Asia & Sustainable Fisheries Partnership: Seafood Slavery Risk Tool

Fishery Profile Data Analysis

Source URL	Source type	Year published	Summary of findings	Any remarks on the credibility of this source?																																																																																																																																				
			<p>Table 6.1 Willingness to work in fishing (n=596)</p> <table border="1"> <thead> <tr> <th rowspan="2">Are you working in the fishing sector against your will?</th> <th colspan="2">I decided by myself to enter fishing</th> <th colspan="2">I was deceived/coerced into fishing</th> <th colspan="2">Total</th> </tr> <tr> <th>%</th> <th>N</th> <th>%</th> <th>N</th> <th>%</th> <th>N</th> </tr> </thead> <tbody> <tr> <td>Working against my will</td> <td>14.0</td> <td>79</td> <td>68.8</td> <td>22</td> <td>16.9</td> <td>101</td> </tr> <tr> <td>Working willingly</td> <td>86.0</td> <td>485</td> <td>31.2</td> <td>10</td> <td>83.1</td> <td>495</td> </tr> <tr> <td>Total</td> <td>100</td> <td>564</td> <td>100</td> <td>32</td> <td>100</td> <td>596</td> </tr> </tbody> </table> <p>Table 6.4 Menace of penalty for leaving the work by nationality (n=596)</p> <table border="1"> <thead> <tr> <th rowspan="2">What obstacles or threats make you unable to leave?</th> <th colspan="2">Thai</th> <th colspan="2">Cambodian</th> <th colspan="2">Myanmar</th> <th colspan="2">Total</th> </tr> <tr> <th>%</th> <th>N</th> <th>%</th> <th>N</th> <th>%</th> <th>N</th> <th>%</th> <th>N</th> </tr> </thead> <tbody> <tr> <td>Threat to inform authorities</td> <td>0.0</td> <td>0</td> <td>0.0</td> <td>0</td> <td>1.6</td> <td>5</td> <td>0.8</td> <td>5</td> </tr> <tr> <td>Withholding of documents</td> <td>0.0</td> <td>0</td> <td>0.0</td> <td>0</td> <td>0.3</td> <td>1</td> <td>0.2</td> <td>1</td> </tr> <tr> <td>Violence or threat of violence</td> <td>0.0</td> <td>0</td> <td>0.8</td> <td>2</td> <td>5.2</td> <td>16</td> <td>3.0</td> <td>18</td> </tr> <tr> <td>Withholding assets (cash or other)</td> <td>0.0</td> <td>0</td> <td>0.0</td> <td>0</td> <td>1.0</td> <td>3</td> <td>0.5</td> <td>3</td> </tr> <tr> <td>Threat against family members</td> <td>0.0</td> <td>0</td> <td>0.0</td> <td>0</td> <td>0.3</td> <td>1</td> <td>0.2</td> <td>1</td> </tr> <tr> <td>Financial penalty</td> <td>0.0</td> <td>0</td> <td>8.3</td> <td>20</td> <td>17.0</td> <td>52</td> <td>12.1</td> <td>72</td> </tr> <tr> <td>Other forms of punishment</td> <td>0.0</td> <td>0</td> <td>0.0</td> <td>0</td> <td>0.3</td> <td>1</td> <td>0.2</td> <td>1</td> </tr> <tr> <td>Never tried to leave</td> <td>100</td> <td>49</td> <td>90.9</td> <td>219</td> <td>74.2</td> <td>227</td> <td>83.1</td> <td>495</td> </tr> <tr> <td>Total</td> <td>100</td> <td>49</td> <td>100</td> <td>241</td> <td>100</td> <td>306</td> <td>100</td> <td>596</td> </tr> </tbody> </table> <p>“The respondents working on twin trawl boats and purse seine boats were the most likely to report being in a forced labour situation. However, this is likely to have less to do with the type of vessel than (a) the fact that the majority of respondents work on purse seine boats, and (b) the fact that trawlers spend longer periods of time at sea.</p> <p>Out of a total of 47 respondents working on twin trawl</p>	Are you working in the fishing sector against your will?	I decided by myself to enter fishing		I was deceived/coerced into fishing		Total		%	N	%	N	%	N	Working against my will	14.0	79	68.8	22	16.9	101	Working willingly	86.0	485	31.2	10	83.1	495	Total	100	564	100	32	100	596	What obstacles or threats make you unable to leave?	Thai		Cambodian		Myanmar		Total		%	N	%	N	%	N	%	N	Threat to inform authorities	0.0	0	0.0	0	1.6	5	0.8	5	Withholding of documents	0.0	0	0.0	0	0.3	1	0.2	1	Violence or threat of violence	0.0	0	0.8	2	5.2	16	3.0	18	Withholding assets (cash or other)	0.0	0	0.0	0	1.0	3	0.5	3	Threat against family members	0.0	0	0.0	0	0.3	1	0.2	1	Financial penalty	0.0	0	8.3	20	17.0	52	12.1	72	Other forms of punishment	0.0	0	0.0	0	0.3	1	0.2	1	Never tried to leave	100	49	90.9	219	74.2	227	83.1	495	Total	100	49	100	241	100	306	100	596	
Are you working in the fishing sector against your will?	I decided by myself to enter fishing		I was deceived/coerced into fishing		Total																																																																																																																																			
	%	N	%	N	%	N																																																																																																																																		
Working against my will	14.0	79	68.8	22	16.9	101																																																																																																																																		
Working willingly	86.0	485	31.2	10	83.1	495																																																																																																																																		
Total	100	564	100	32	100	596																																																																																																																																		
What obstacles or threats make you unable to leave?	Thai		Cambodian		Myanmar		Total																																																																																																																																	
	%	N	%	N	%	N	%	N																																																																																																																																
Threat to inform authorities	0.0	0	0.0	0	1.6	5	0.8	5																																																																																																																																
Withholding of documents	0.0	0	0.0	0	0.3	1	0.2	1																																																																																																																																
Violence or threat of violence	0.0	0	0.8	2	5.2	16	3.0	18																																																																																																																																
Withholding assets (cash or other)	0.0	0	0.0	0	1.0	3	0.5	3																																																																																																																																
Threat against family members	0.0	0	0.0	0	0.3	1	0.2	1																																																																																																																																
Financial penalty	0.0	0	8.3	20	17.0	52	12.1	72																																																																																																																																
Other forms of punishment	0.0	0	0.0	0	0.3	1	0.2	1																																																																																																																																
Never tried to leave	100	49	90.9	219	74.2	227	83.1	495																																																																																																																																
Total	100	49	100	241	100	306	100	596																																																																																																																																

Seafood Watch, Liberty Asia & Sustainable Fisheries Partnership: Seafood Slavery Risk Tool

Fishery Profile Data Analysis

Source URL	Source type	Year published	Summary of findings	Any remarks on the credibility of this source?																																								
			<p>boats, 30 per cent (n=14) were in the ‘forced labour with non-financial penalty’ category and two individuals were in the ‘forced labour with financial penalty’ category. Of the 361 fishers working on seine boats, 11 (3 per cent) were in the ‘forced labour with non-financial penalty’ category and 54 (15 per cent) in the ‘forced labour with financial penalty’ category.” (p. 72) (<i>Emphasis added</i>)</p> <p>Table 6.8 Forced labour by length of time at sea (n=596)</p> <table border="1"> <thead> <tr> <th>Type of labour</th> <th>Under 2 weeks</th> <th>2 weeks - 1 month</th> <th>1-3 months</th> <th>4-5 months</th> <th>5-6 months</th> <th>Over 6 months</th> <th>Total</th> </tr> </thead> <tbody> <tr> <td>Forced labour with non-financial penalty</td> <td>11</td> <td>4</td> <td>1</td> <td>12</td> <td>1</td> <td>0</td> <td>29</td> </tr> <tr> <td>Forced labour with financial penalty</td> <td>45</td> <td>15</td> <td>11</td> <td>1</td> <td>0</td> <td>0</td> <td>72</td> </tr> <tr> <td>Not forced labour</td> <td>257</td> <td>158</td> <td>43</td> <td>13</td> <td>4</td> <td>20</td> <td>495</td> </tr> <tr> <td>Total</td> <td>313</td> <td>177</td> <td>55</td> <td>26</td> <td>5</td> <td>20</td> <td>596</td> </tr> </tbody> </table> <p>“Many of the respondents who said that they are working willingly also reported experiences that indicate a forced labour situation at some point during their employment in the fishing industry (though not necessarily in their current job). For example, 60 respondents were severely beaten while on board a fishing vessel, 66 respondents tried to escape from a fishing boat, and 24 respondents were sold</p>	Type of labour	Under 2 weeks	2 weeks - 1 month	1-3 months	4-5 months	5-6 months	Over 6 months	Total	Forced labour with non-financial penalty	11	4	1	12	1	0	29	Forced labour with financial penalty	45	15	11	1	0	0	72	Not forced labour	257	158	43	13	4	20	495	Total	313	177	55	26	5	20	596	
Type of labour	Under 2 weeks	2 weeks - 1 month	1-3 months	4-5 months	5-6 months	Over 6 months	Total																																					
Forced labour with non-financial penalty	11	4	1	12	1	0	29																																					
Forced labour with financial penalty	45	15	11	1	0	0	72																																					
Not forced labour	257	158	43	13	4	20	495																																					
Total	313	177	55	26	5	20	596																																					

Seafood Watch, Liberty Asia & Sustainable Fisheries Partnership: Seafood Slavery Risk Tool

Fishery Profile Data Analysis

Source URL	Source type	Year published	Summary of findings	Any remarks on the credibility of this source?
			<p>or transferred to another boat against their will.” (p. 75)</p> <p>“A significant proportion (16.9 per cent) of the sample reported working against their will with the menace of a penalty preventing them from leaving. However, it could be argued that some of those in the ‘not forced labour’ group were also working in exploitative conditions, including 25 of the 33 fishers under the age of 18 in the sample. In addition, there were 10 fishers who were recruited into the sector through deception or coercion but stated that they are now working willingly.” (p. 75)</p>	
EJF (2013)	NGO Report: Environmental Justice Foundation	2013	<p>This report includes testimony from victims who caught squid.</p> <p>“In March 2013, 14 victims aged between 16 and 46 years, and all from Myanmar, were rescued by local police from a fishing port and processing factory in Kantang where they were being held by brokers. Most of the victims had just returned from six months at sea, on three separate fishing vessels. Despite receiving no pay, by selling dried squid to the boat they transferred fish to, one of the group was able to save enough money to buy a mobile phone and SIM card. This enabled them to alert one of the other victim’s family members, who contacted a helpline</p>	

Seafood Watch, Liberty Asia & Sustainable Fisheries Partnership: Seafood Slavery Risk Tool

Fishery Profile Data Analysis

Source URL	Source type	Year published	Summary of findings	Any remarks on the credibility of this source?
			for reporting human trafficking to secure their rescue.” (Emphasis added)	

Thailand’s squid fishery is assessed as critical risk based on the above evidence. The following is included for information.

INTERPOL has issued a Purple Notice on [human trafficking and modern slavery in the fisheries sector in Southeast Asia and the Pacific Islands](#). “INTERPOL Notices are international requests for cooperation or alerts allowing police in member countries to share critical crime-related information.” Purple Notices “seek or provide information on modus operandi, objects, devices and concealment methods used by criminals.” The notice states:

“The crimes of human trafficking and modern slavery in the fisheries sector are facilitated by a unique combination of economic, labour, trade, legislative, regulatory and enforcement conditions, occurring within the context of complex and lucrative global supply chains. This Purple Notice describes some of the structures and methods used by criminal networks to enable, protect and prolong their activities within this environment, and makes recommendations to assist law enforcement agencies to identify and disrupt these activities. While this notice focuses on Southeast Asia and the Pacific Islands, it is likely (but unconfirmed) that the modus operandi described here also occurs in other parts of the world.”

Seafood Watch, Liberty Asia & Sustainable Fisheries Partnership: Seafood Slavery Risk Tool

Fishery Profile Data Analysis

Is there credible evidence of forced labor, human trafficking, or hazardous child labor in the fishing industry of the country? YES

Source URL	Source type	Year published	Summary of findings	Any remarks on the credibility of this source?
Forced labor and human trafficking in Thailand’s fisheries have been extensively documented. This profile has not listed all available sources.				
USDOS (2018)	Government report: US Department of State (USDOS)	2018	<p>The 2018 USDOS Trafficking in Persons (TIP) Report cites Thailand for human trafficking in fishing as a significant concern. Per the report:</p> <p>“Trafficking in the fishing industry remains a significant concern. Thai, Burmese, Cambodian, Vietnamese, and Indonesian men and boys are subject to forced labor on Thai and foreign-owned fishing boats. Some remain at sea for several years, are paid very little or irregularly, work as much as 18 to 20 hours per day for seven days a week, and are reportedly threatened, physically beaten, drugged to work longer, and even killed for becoming ill, attempting to escape, or disobeying orders. Some trafficking victims in the fishing sector had difficulty returning home due to isolated workplaces, unpaid wages, and the lack of legitimate identity documents or safe means to travel.” (p.418)</p>	
Bangkok Post	Media:	2018	This source reports on a Thai victim’s 15-year ordeal. The article	

Seafood Watch, Liberty Asia & Sustainable Fisheries Partnership: Seafood Slavery Risk Tool

Fishery Profile Data Analysis

Source URL	Source type	Year published	Summary of findings	Any remarks on the credibility of this source?
(2018)	Bangkok Post		does not confirm the boat was Thai-flagged, but the Thai victim, “got on the boat in Samut Sakhon on the Gulf of Thailand and got off it in Phangnga on the Andaman side.” During the 15 years, he was never allowed to leave the boat and was never paid.	
ILO (2018)	Inter-governmental report: International Labour Organization (ILO)	2018	<p>The Ship to Shore Rights Project is a three-year project that ends in 2019. The project “began with a baseline survey of workers in Thai fishing and seafood processing in five zones where commercial fishing boats dock and seafood processing concentrates.”</p> <p>“The baseline research was conducted in March and April of 2017. A total of 434 workers were surveyed in 11 areas within Chonburi, Chumporn, Pattani, Phang Nga, Phuket, Rayong, Samut Sakhon, Songkhla, Surat Thani, Trang and Ranong provinces. Workers surveyed were divided almost evenly between those working in fishing and those in seafood processing (which included aquaculture), and came from a mix of larger and smaller employers.”</p>	<p>The Risk Tool analyst team has not listed this source as evidence of critical risk in the Thai squid fishery because it is not possible to confirm exactly how many respondents experienced forced labor on vessels identified as catching squid.</p> <p>However, in Box 3 on Page 38 (copied here), workers on trawls and squid boats stated that their identification documents were taken, which is an indication of forced labor.</p>

Seafood Watch, Liberty Asia & Sustainable Fisheries Partnership: Seafood Slavery Risk Tool

Fishery Profile Data Analysis

Source URL	Source type	Year published	Summary of findings	Any remarks on the credibility of this source?																																																																																																
			 <table border="1"> <thead> <tr> <th>Work condition</th> <th>Single trawl n=62 (%)</th> <th>Pared trawl n=27 (%)</th> <th>Pure trawl n=46 (%)</th> <th>Squid boat n=17 (%)</th> <th>Other n=44 (%)</th> </tr> </thead> <tbody> <tr> <td>Working more than 14 hours/day</td> <td>39</td> <td>33</td> <td>22</td> <td>-</td> <td>48</td> </tr> <tr> <td>Injured at work requiring medical attention</td> <td>18</td> <td>15</td> <td>24</td> <td>53</td> <td>39</td> </tr> <tr> <td>Prolonged sickness</td> <td>5</td> <td>4</td> <td>2</td> <td>-</td> <td>11</td> </tr> <tr> <td>ID documents taken away</td> <td>27</td> <td>26</td> <td>46</td> <td>6</td> <td>27</td> </tr> <tr> <td>Mobile phone taken away</td> <td>7</td> <td>4</td> <td>2</td> <td>6</td> <td>2</td> </tr> <tr> <td colspan="6">Working days and hours</td> </tr> <tr> <td>Avg. number days out at sea</td> <td>8</td> <td>12</td> <td>9</td> <td>9</td> <td>11</td> </tr> <tr> <td>Avg. working hours/day</td> <td>12</td> <td>12</td> <td>10</td> <td>10</td> <td>13</td> </tr> <tr> <td>Avg. resting hours/day</td> <td>11</td> <td>12</td> <td>12</td> <td>13</td> <td>11</td> </tr> <tr> <td colspan="6">Contract</td> </tr> <tr> <td>Received written contract</td> <td>53</td> <td>44</td> <td>44</td> <td>24</td> <td>36</td> </tr> <tr> <td>Understood contract</td> <td>16</td> <td>10</td> <td>13</td> <td>-</td> <td>23</td> </tr> <tr> <td colspan="6">Based on what was agreed, work conditions turned out to be...</td> </tr> <tr> <td>Worse</td> <td>23</td> <td>11</td> <td>15</td> <td>-</td> <td>10</td> </tr> <tr> <td>Same</td> <td>44</td> <td>63</td> <td>65</td> <td>15</td> <td>15</td> </tr> </tbody> </table> <p>“A second major concern spotlighted by the current survey results is evidence of ILO forced labour indicators, including deception in recruiting or contracting, wage withholding (at 24 per cent, up from 12 per cent in the 2013 ILO survey) and widespread identity document retention among fishers (at</p>	Work condition	Single trawl n=62 (%)	Pared trawl n=27 (%)	Pure trawl n=46 (%)	Squid boat n=17 (%)	Other n=44 (%)	Working more than 14 hours/day	39	33	22	-	48	Injured at work requiring medical attention	18	15	24	53	39	Prolonged sickness	5	4	2	-	11	ID documents taken away	27	26	46	6	27	Mobile phone taken away	7	4	2	6	2	Working days and hours						Avg. number days out at sea	8	12	9	9	11	Avg. working hours/day	12	12	10	10	13	Avg. resting hours/day	11	12	12	13	11	Contract						Received written contract	53	44	44	24	36	Understood contract	16	10	13	-	23	Based on what was agreed, work conditions turned out to be...						Worse	23	11	15	-	10	Same	44	63	65	15	15	<p>The Ship to Shore Rights Project is an initiative of the ILO funded by the European Union. Independent consulting firm, Rapid Asia, conducted the survey.</p>
Work condition	Single trawl n=62 (%)	Pared trawl n=27 (%)	Pure trawl n=46 (%)	Squid boat n=17 (%)	Other n=44 (%)																																																																																															
Working more than 14 hours/day	39	33	22	-	48																																																																																															
Injured at work requiring medical attention	18	15	24	53	39																																																																																															
Prolonged sickness	5	4	2	-	11																																																																																															
ID documents taken away	27	26	46	6	27																																																																																															
Mobile phone taken away	7	4	2	6	2																																																																																															
Working days and hours																																																																																																				
Avg. number days out at sea	8	12	9	9	11																																																																																															
Avg. working hours/day	12	12	10	10	13																																																																																															
Avg. resting hours/day	11	12	12	13	11																																																																																															
Contract																																																																																																				
Received written contract	53	44	44	24	36																																																																																															
Understood contract	16	10	13	-	23																																																																																															
Based on what was agreed, work conditions turned out to be...																																																																																																				
Worse	23	11	15	-	10																																																																																															
Same	44	63	65	15	15																																																																																															

Seafood Watch, Liberty Asia & Sustainable Fisheries Partnership: Seafood Slavery Risk Tool

Fishery Profile Data Analysis

Source URL	Source type	Year published	Summary of findings	Any remarks on the credibility of this source?
			<p>30 per cent). The survey findings revealed higher levels of wage withholding, abusive working conditions and deception among Cambodian migrants than among migrants from Myanmar and higher levels of forced labour indicators in fishing work than in seafood processing. Only 29 per cent of the fishers reported no indicators of forced labour in their work, but as much as 56 per cent of workers in seafood processing reported no indicators.</p> <p>In contrast with the 2013 ILO survey findings on working conditions in Thai fishing, which estimated forced labour at 17 per cent of fishers in the Thai industry, the research method used in this baseline study was not designed to produce an estimate of forced labour. Instead, when researchers found indicators of possible forced labour during the survey session, a semi-structured extension interview was conducted with the worker. A total of 40 such interviews were conducted to explore their experiences in more detail, wherein definite violations of labour rights emerged. Comparisons of forced labour indicators covered in both studies, including measures of wage withholding and threats of violence, are detailed in section 6.” (Emphasis <i>added</i>)</p>	

Seafood Watch, Liberty Asia & Sustainable Fisheries Partnership: Seafood Slavery Risk Tool

Fishery Profile Data Analysis

Source URL	Source type	Year published	Summary of findings	Any remarks on the credibility of this source?
HRW (2018)	NGO report: Human Rights Watch (HRW)	2018	This report documents persistent abuse and exploitation in Thailand's fishing industry, including pervasive forced labor and human trafficking , despite reforms.	HRW interviewed 246 fishermen between 2016 and 2018, including 95 individuals who were identified by Thai authorities as victims of forced labor.
IJM and II (2017)	NGO report: International Justice Mission and Issara Institute	2017	This report documents the experiences of Burmese and Cambodian fishermen living in Thailand and finds extensive exploitation, including overwork and underpay. In addition: "18.1% of fishermen interviewed reported experiencing physical violence while working on the fishing vessels; this abuse was three times more likely to occur on boats that transhipped catch at sea; further, 100% of fishermen on boats that transhipped crew suffered physical abuse; 76% of fishermen interviewed had been in debt bondage; 37.9% of fishermen interviewed were clearly trafficked, while an additional 49.2% were possibly trafficked; 12.9% of the sample reported fair labour conditions at sea and experiencing no exploitative recruitment;"	The research team interviewed 260 fishermen to find out if they have been trafficked, abused or witness to abuse, or experienced debt bondage by employers, brokers, or supervisors.
ILO (2017)	International	2017	In 2016, the International Transport Workers' Federation (ITF)	Official report of the

Seafood Watch, Liberty Asia & Sustainable Fisheries Partnership: Seafood Slavery Risk Tool

Fishery Profile Data Analysis

Source URL	Source type	Year published	Summary of findings	Any remarks on the credibility of this source?
	organization: ILO		<p>complained to the ILO's supervisory mechanism that the Thai Government's efforts to protect fishermen from forced labor and trafficking are insufficient and that forced labor and human trafficking is still rampant.</p> <p>In March 2017, the ILO's Committee of Experts concluded that the Government has taken important steps, but that more action is required to fully protect fishermen, acknowledging that forced labor and trafficking still occurs on Thai fishing vessels.</p>	Committee of Experts on Application of Standards.
UNODC (2017)	International Organization: UN Office on Drugs and Crime (UNODC)	2017	Report on trafficking in persons from Cambodia, Lao PDR, and Myanmar to Thailand with information on the nature of trafficking in persons within the fishery and fishery-related and seafood sector in Thailand (<i>e.g.</i> , estimates on number of victims, working conditions, salaries, and wage deductions).	UNODC's Regional Office for Southeast Asia and the Pacific has a mandate to monitor implementation according to the Palermo Protocol, and the Thailand Institute of Justice produced this report as part of their project to improve evidence-based knowledge on trafficking in the region.

Seafood Watch, Liberty Asia & Sustainable Fisheries Partnership: Seafood Slavery Risk Tool

Fishery Profile Data Analysis

Source URL	Source type	Year published	Summary of findings	Any remarks on the credibility of this source?
2016 USDOL	Government report: US Department of Labor (USDOL)	2016	The 2016 USDOL “List of Goods Produced by Child Labor or Forced Labor” cites Thailand for forced labor in fisheries and forced labor and child labor in shrimp processing.	
Greenpeace (2016)	NGO report: Greenpeace	2016	Thorough documentation of forced labor and human trafficking in the Thai long-distance fleet targeting tuna and species used to produce Surimi. Also, the report maps supply chains and documents the link between “trash fish” and Thai fishmeal though it does not include specific cases from vessels targeting mixed species trash fish. The report does present evidence of continued widespread abuse in the fishing industry in general and links the trash fish to fishing for high value species.	The report is based on systematic and rigorous research.
New York Times (2015)	Media: New York Times	2015	“Lang Long’s ordeal began in the back of a truck. After watching his younger siblings go hungry because their family’s rice patch in Cambodia could not provide for everyone, he accepted a trafficker’s offer to travel across the Thai border for a construction job. It was his chance to start over. But when he arrived, Mr. Long was kept for days by armed men in a room near the port at Samut Prakan, more than a dozen miles southeast of Bangkok. He was then herded with six other migrants up a gangway onto a shoddy wooden ship. It was the start of three brutal years in captivity at sea.”	

Seafood Watch, Liberty Asia & Sustainable Fisheries Partnership: Seafood Slavery Risk Tool

Fishery Profile Data Analysis

Source URL	Source type	Year published	Summary of findings	Any remarks on the credibility of this source?
Verité (2015)	NGO report: Verité	2015	This report documents cases of forced labor on board Thai vessels supplying to fishmeal facilities in Thailand.	Verité report commissioned by Nestlé, based on field research in selected ports and facilities in Thailand.
EJF (2015)	NGO report: Environmental Justice Foundation	2015	This report documents the use of forced labor on board vessels from Kantang that fish for “trash fish” for fishmeal production.	In-depth field research, which includes documented cases that directly link forced labor to fishing for “trash fish” used in Thai fishmeal.
RTG (2015)	Government report: Government of Thailand	2015	A 2015 Government of Thailand report on counter-trafficking initiatives that documents the continued existence of human trafficking and forced labor in fishing and describes efforts to curb it.	
AP (2015)	Media: AP	2015	This source relays the story of Myint Naing, a victim of slavery for 22 years on Thai vessels. <p>“...After easily skirting police at the border with Thailand and being held in a small shed with little food for more than a month, Myint was shoved onto a boat. The men were at sea for 15 days and finally docked in the far eastern corner of Indonesia. The captain shouted that</p>	The article does not explicitly state squid were caught, rather it states the victims were “taken to the Indonesian island of Tual in the Arafura Sea, one of the world’s richest fishing grounds, stocked with tuna,

Seafood Watch, Liberty Asia & Sustainable Fisheries Partnership: Seafood Slavery Risk Tool

Fishery Profile Data Analysis

Source URL	Source type	Year published	Summary of findings	Any remarks on the credibility of this source?
			<p>everyone on board now belonged to him, using words Myint would never forget:</p> <p>'You Burmese are never going home. You were sold, and no one is ever coming to rescue you.'</p> <p>He was panicked and confused. He thought he would be fishing in Thai waters for only a few months. Instead the boys were taken to the Indonesian island of Tual in the Arafura Sea, one of the world's richest fishing grounds, stocked with tuna, mackerel, squid, shrimp and other lucrative species for export.</p> <p>Myint spent weeks at a time on the open ocean, living only on rice and the parts of the catch no one else would eat. During the busiest times, the men worked up to 24 hours a day, hoisting heavy nets rippling with fish. They were forced to drink foul-tasting boiled sea water.</p> <p>He was paid only \$10 a month, and sometimes not at all. There was no medicine. Anyone who took a break or fell ill</p>	<p>mackerel, squid, shrimp and other lucrative species for export."</p> <p>The AP was awarded the 2016 Pulitzer Prize for Public Service for this investigative series.</p>

Seafood Watch, Liberty Asia & Sustainable Fisheries Partnership: Seafood Slavery Risk Tool

Fishery Profile Data Analysis

Source URL	Source type	Year published	Summary of findings	Any remarks on the credibility of this source?
			was beaten by the Thai captain, who once lobbed a piece of wood at Myint for not moving fish fast enough.” ⁷ <i>(Emphasis added)</i>	
Guardian (2014)	Media: The Guardian	2014	The Guardian’s series includes multiple articles documenting slavery on board Thai fishing vessels (some of which are also cited separately in this profile). The base article reports on the journalists’ 6-month investigation. It documents specific cases of Myanmar slaves on board Thai vessels that land “trash fish” in Thai ports for processing into fishmeal in Thai factories.	The Guardian is internationally recognized for high-quality investigative journalism.
EJF (2014)	NGO report: Environmental Justice Foundation	2014	Since 2012, EJF has reported on the abuse of migrant workers in the Thai seafood sector, which has been identified by international NGOs, governments and industry as an area of high concern for forced and trafficked labor. This report includes “testimonies of the 14 men rescued from a port in Kantang - first reported in Sold to the Sea - one year since their rescue. They also document the story of a 21 year old individual from Myanmar who was trafficked and forced to work on a Thai	

⁷ Mason, Margie. “Myanmar Fisherman Goes Home after 22 Years as a Slave.” Associated Press, July 1, 2015. <http://www.ap.org/explore/seafood-from-slaves/myanmar-fisherman-goes-home-after-22-years-as-a-slave.html>.

Seafood Watch, Liberty Asia & Sustainable Fisheries Partnership: Seafood Slavery Risk Tool

Fishery Profile Data Analysis

Source URL	Source type	Year published	Summary of findings	Any remarks on the credibility of this source?
			fishing boat in March 2013, before eventually escaping in December after 10 months of unpaid work aboard the boat. "	
Time (2014)	Media: Time	2014	"After two years toiling without pay on a Thai fishing boat, Sai Ko Ko fell ill. '[The captain] verbally abused me but I was so sick I couldn't work,' recalls the 21-year-old. 'He knocked me down, dragged me and threw me into the sea.'"	
ILO-ARCM (2013)	Inter-governmental organization, Academic: ILO, ARCM	2013	<p>ARCM surveyed 596 fishermen employed in four coastal provinces in Thailand from May to September 2012.</p> <p>"Cambodians made up the majority of respondents in Rayong and Songkhla provinces, and Myanmar migrants were the bulk of respondents in Ranong and Samut Sakhon provinces."</p> <p>Researchers surveyed 33 children under the age of 18 working on Thai fishing vessels, of which seven were under the age of 15, though the report does not indicate the vessels and species caught for these respondents. (See Section 3.4.1, p. 39.)</p> <p>"Of the 33 respondents in the sample group under the age of 18, seven felt they could not leave the job due to a financial penalty. The one child in the 'forced labour with non-financial penalty' category was deceived or forced by a broker in his home village. He is 14 years old, tried to</p>	This source is also cited as evidence of critical risk of forced labor in the above table. It is cited here as evidence of hazardous child labor in Thai fisheries.

Seafood Watch, Liberty Asia & Sustainable Fisheries Partnership: Seafood Slavery Risk Tool

Fishery Profile Data Analysis

Source URL	Source type	Year published	Summary of findings	Any remarks on the credibility of this source?
			<p>escape once because he felt homesick, and cannot leave because of the threat of physical violence. Three children indicated they had been forced to work in fishing by their parents, but did not self-identify as being in a forced labour situation. Further assessment is required to determine forced labour under the ILO guidelines, but it would appear that the 12-year-old Cambodian child working in Rayong who reported working 20 hours in a typical day is in an extremely exploitative situation." (p. 70)</p>	
NPR (2012)	Media: NPR	2012	<p>This article reports on a Cambodian victim of forced labor and human trafficking held on a Thai fishing boat for three years.</p> <p>"I didn't get paid. I remained in the middle of the sea and worked day and night.</p> <p>...Some of these men are recruited legally, but others, like Prum, are sold into bondage. They report 20-hour days under mind-numbing conditions: minimal fresh food or water, no medicine apart from aspirin, cramped bunks, unsafe conditions and the relentless smell of fish.</p> <p>'Sometimes the winch cable would accidentally cut off,'</p>	

Seafood Watch, Liberty Asia & Sustainable Fisheries Partnership: Seafood Slavery Risk Tool

Fishery Profile Data Analysis

Source URL	Source type	Year published	Summary of findings	Any remarks on the credibility of this source?
			Prum says. 'If any of us stayed in front of it, the cable would injure or even kill us. Ship bosses pose their own hazards. 'One man's head was cut off and thrown in the water,' Prum says. 'I saw it.'"	

Is there credible evidence that forced labor, human trafficking, or hazardous child labor exists in a related fishery* OR in unspecified fisheries? N/A

Source URL	Source type	Year published	Related fishery: Y/N Summary of findings Fishery name, if available	Any remarks on the credibility of this source?
Not applicable when a fishery is assessed as critical risk.				

* In related fisheries, species are commonly caught together, species occur together in space and time (species assemblages), and/or species are caught in the same area with similar gear.

Seafood Watch, Liberty Asia & Sustainable Fisheries Partnership: Seafood Slavery Risk Tool

Fishery Profile Data Analysis

Does the country meet the Seafood Slavery Risk Tool’s country criteria? NO

Note: When a critical risk has been determined, adherence to the Seafood Slavery Risk Tool’s country criteria is not factored in the fishery rating. The following is provided for information.

Criteria	Sources	Description
Is this country ranked Tier 1 or Tier 2 on the U.S. Department of State Trafficking in Persons report?	U.S. Department of State Trafficking in Persons Report (USDOS TIP Report)	Yes. Tier 2 (2018). (See pp. 414-418) In 2018, Thailand was upgraded from Tier 2 Watch List to Tier 2.
Has the country ratified the Palermo Protocol (on human trafficking)?	United Nations (UN) Treaty Collections: Protocol to Prevent, Suppress and Punish Trafficking in Persons, Especially Women and Children, supplementing the United Nations Convention against Transnational Organized Crime	Yes.
Has the country ratified the International Labour Organization’s (ILO) conventions on forced and child labor (ILO 29, 105, 138, 182)?	International Labour Organization’s (ILO) NORMLEX Database	Yes.

Seafood Watch, Liberty Asia & Sustainable Fisheries Partnership: Seafood Slavery Risk Tool

Fishery Profile Data Analysis

Criteria	Sources	Description
Has the country ratified the Port State Measures Agreement?	FAO: Port State Measures Agreement	Yes.
The country is NOT cited with a yellow or red card for inaction on illegal, unreported, or unregulated fishing by the European Union (EU).	EU Rules to Combat Illegal Fishing (IUU)	No. Thailand was first cited with an EU yellow card in 2015.
Does the country have legislation that criminalizes forced labor, slavery, human trafficking; and protects children from hazardous child labor?	ILO NATLEX Database USDOS TIP Report Trafficking in Persons Report 2015: The Royal Thai Government's Response ILO Asia-Pacific Working Paper Series: Insights into the Thai seafood sector Sixth Supplementary Report: Report of the Committee set	<p>Yes.</p> <p>Thailand has significantly changed and improved its legislation and enforcement regimes since 2014. See the following sources for details:</p> <p>USDOS 2018 TIP Report</p> <p>ILO Asia-Pacific Working Paper Series: Insights into the Thai seafood sector (2016)</p> <p>ILO Committee of Experts (2017): Sixth Supplementary Report: Report of the Committee set up to examine the representation alleging non-observance by Thailand of the Forced Labour Convention, 1930 (No. 29)</p>

Seafood Watch, Liberty Asia & Sustainable Fisheries Partnership: Seafood Slavery Risk Tool

Fishery Profile Data Analysis

Criteria	Sources	Description
	<p>up to examine the representation alleging non-observance by Thailand of the Forced Labour Convention, 1930 (No. 29)</p> <p>Observer Onboard Program in Thailand Under the National Policy for Marine Fisheries Management</p> <p>Turn the Tide: Human Rights Abuses and Illegal Fishing in Thailand's Overseas Fishing Industry</p>	<p>The December 2015 changes to Ministerial Regulation Number 10 (under the Employment Act) prohibits work on vessels below 18 years, determines rest periods, stipulates written contracts, requires reporting to Ministry of Labor by employers and other measures to protect fishermen and onboard observers. See the following sources for details:</p> <p>ILO Asia-Pacific Working Paper Series: Insights into the Thai seafood sector (2016)</p> <p>Deep Sea Fishery Technology Research and Development Institute, Department of Fisheries, Thailand (2016): Observer Onboard Program in Thailand Under the National Policy for Marine Fisheries Management</p> <p>However, there is some evidence that the legislation is still not sufficiently developed to fully protect fishermen. See, for example:</p> <p>Greenpeace (2016): Turn the Tide: Human Rights Abuses and Illegal Fishing in Thailand's Overseas Fishing Industry</p> <p>ILO Committee of Experts (2017): Sixth Supplementary Report: Report of the Committee set up to examine the representation alleging non-observance by Thailand of the Forced Labour Convention, 1930 (No. 29)</p>
If the country has not ratified any of the ILO conventions	ILO NORMLEX Database: Committee of Experts on the	Not applicable.

Seafood Watch, Liberty Asia & Sustainable Fisheries Partnership: Seafood Slavery Risk Tool

Fishery Profile Data Analysis

Criteria	Sources	Description
<p>listed above, the Palermo Protocol, and/or the PSMA, has equivalent national legislation been enacted and brought into force for all non-ratified instruments?*</p>	<p>Application of Conventions and Recommendations (CEACR)</p> <p>USDOS TIP Report</p> <p>The Global Slavery Index 2018</p>	
<p>Is there credible evidence of effective enforcement of national legislation and obligations under international conventions?***</p>	<p>ILO NORMLEX Database: Committee of Experts on the Application of Conventions and Recommendations (CEACR)</p> <p>Direct Request (CEACR) - adopted 2017, published 107th ILC session (2018) Forced Labour Convention, 1930 (No. 29)</p> <p>Observation (CEACR) - adopted 2017, published 107th ILC session (2018) Minimum Age Convention,</p>	<p>No. While Thailand has significantly changed and improved its legislation and enforcement regimes since 2014, there is substantial inter-governmental, nongovernmental, and media evidence that anti-trafficking laws and regulations enacted to protect fishermen are still not adequately enforced. In addition, corruption continues to impede improvement efforts and is still cited as a major concern in the USDOS 2018 Trafficking in Persons Report, even though Thailand’s ranking from Tier 2 Watch List to Tier 2. (p. 415)</p> <p>The ILO Committee of Experts has published multiple Observations and Direct Requests that raise concerns and encourage the Thai Government to enhance enforcement relating to forced labor, human trafficking, and hazardous child labor. See, for example:</p> <p>Direct Request (CEACR) - adopted 2017, published 107th ILC session (2018) Forced Labour Convention, 1930 (No. 29) – This Direct Request encourages the Thai Government to enhance the capacity of law</p>

Seafood Watch, Liberty Asia & Sustainable Fisheries Partnership: Seafood Slavery Risk Tool

Fishery Profile Data Analysis

Criteria	Sources	Description
	<p>1973 (No. 138)</p> <p>Observation (CEACR) - adopted 2017, published 107th ILC session (2018) Forced Labour Convention, 1930 (No. 29)</p> <p>UN Office of the High Commissioner</p> <p>Concluding Observations (2017) CCPR/C/THA/CO/2</p> <p>USDOS TIP Report</p> <p>The Global Slavery Index 2018</p> <p>Hidden Chains: Rights Abuses and Forced Labour in Thailand’s Fishing Industry</p> <p>Not in the Same Boat: Prevalence & Patterns of</p>	<p>enforcement to identify victims of human trafficking.</p> <p>Observation (CEACR) - adopted 2017, published 107th ILC session (2018) Minimum Age Convention, 1973 (No. 138) – This Observation requests the Thai Government to take stronger action to combat child labor. It states, “The Committee also requests the Government to provide information on the number and nature of violations detected and penalties applied in child labour cases, focused on detection in agricultural plantations, fisheries, restaurants, markets, construction sites, and other occupational sectors where large numbers of children are employed.”</p> <p>Observation (CEACR) - adopted 2017, published 107th ILC session (2018) Forced Labour Convention, 1930 (No. 29) – This Observation speaks directly on the issues of human rights abuses in Thai fisheries, corruption increasing labor inspections, and providing justice and assistance to victims.</p> <p>Go to http://www.ilo.org/dyn/normlex/en/f?p=1000:20010:::NO::: for additional documents relating to Thailand’s implementation of ILO Conventions 29, 105, 138, and 182.</p> <p>In April 2017, the Human Rights Committee observed in Concluding Observations (2017) CCPR/C/THA/CO/2</p>

Seafood Watch, Liberty Asia & Sustainable Fisheries Partnership: Seafood Slavery Risk Tool

Fishery Profile Data Analysis

Criteria	Sources	Description
	Labour Abuse Across Thailand’s Diverse Fishing Industry	<p>Trafficking and forced labour</p> <p>23. While taking note of the significant efforts undertaken to address trafficking and forced labour, the Committee remains concerned that trafficking in persons and forced labour remain and give rise to significant problems, particularly regarding sexual exploitation, fishing, agriculture and domestic work. It is concerned about reports on child labour and the exploitation of vulnerable people, such as irregular migrants and indigenous peoples. It is further concerned about reports of victims of trafficking being deported without being effectively screened for an assessment of their protection needs, and about the premature collection of their testimonies in order to facilitate prompt deportation (arts. 7-8 and 24).</p> <p>According to the 2018 USDOP TIP Report, the government increased prosecution, prevention and protection efforts. However, “the government reported investigating significantly fewer cases of labor trafficking in the fishing industry in 2017; it investigated seven cases in 2017 (43 in 2016).” (p. 414) In addition, “corruption and official complicity in trafficking crimes continued to impede anti-trafficking efforts,” but “the government has increased efforts to address complicity.” (p. 415).</p>

Seafood Watch, Liberty Asia & Sustainable Fisheries Partnership: Seafood Slavery Risk Tool

Fishery Profile Data Analysis

Criteria	Sources	Description
		<p>The 2018 Global Slavery Index (GSI) includes a new Fisheries analysis, which concludes that Thailand’s fishing industry has a high risk for modern slavery.⁸</p> <p>Like in 2016, the 2018 GSI rates the Government Response B, which indicates, “The government has introduced a response to modern slavery, with limited victim support services, a criminal justice framework that criminalises some forms of modern slavery (or has recently amended inadequate legislation and policies), a body or mechanisms that coordinate the response, and has policies that provide some protection for those vulnerable to modern slavery...” For the full explanation of this rating, see GSI: How Did We Measure Government Responses?</p> <p>A 2018 Human Rights Watch report, Hidden Chains: Rights Abuses and Forced Labour in Thailand’s Fishing Industry, documents persistent abuse and exploitation and links it with inadequate enforcement of regulations:</p> <p>“This report documents forced labor and other human rights abuses in the Thai fishing sector. It identifies poor working conditions, recruitment processes, terms of employment, and industry practices that put already vulnerable migrant workers into abusive situations—and often keep them there. It assesses government efforts to address labor rights violations and other mistreatment of migrant fishers. It also highlights</p>

⁸ “Fishing” (The Global Slavery Index, 2018), <https://www.globallslaveryindex.org/2018/findings/importing-risk/fishing/>.

Seafood Watch, Liberty Asia & Sustainable Fisheries Partnership: Seafood Slavery Risk Tool

Fishery Profile Data Analysis

Criteria	Sources	Description
		<p>improvements and shortcomings in Thai law and the operational practice of frontline agencies that allow victims of forced labor to fall through gaps in existing prevention and protection frameworks.</p> <p>...These reforms have focused primarily on establishing control over fishing operations and tackling IUU fishing. Yet they have had little effect on human rights abuses that workers face at the hands of ship owners, senior crew, brokers, and police officers. Meanwhile, the impact of stronger regulatory controls on improving conditions of work at sea has been limited as a result of poor implementation and enforcement.</p> <p>In some respects, the situation has gotten worse. For instance, the government's 'pink card' registration scheme, introduced in 2014 in an effort to reduce the number of undocumented migrants working in Thailand, has tied fishers' legal status to specific locations and employers whose permission they need to change jobs, creating an environment ripe for abuse. The pink card scheme, as well as practices where migrant workers are not informed about or provided copies of required employment contracts, has become means through which unscrupulous actors conceal coercion and deception behind a veneer of compliance. In this way, routine rights abuses go unchecked as officials are content to rely on paper records submitted by fishing companies and the government employs labor inspection frameworks that fail to closely examine actual labor practices at sea."</p>

Seafood Watch, Liberty Asia & Sustainable Fisheries Partnership: Seafood Slavery Risk Tool

Fishery Profile Data Analysis

Criteria	Sources	Description
		<p>A 2017 International Justice Mission study, Not in the Same Boat: Prevalence & Patterns of Labour Abuse Across Thailand’s Diverse Fishing Industry, also documents that enforcement of legislation is still challenging and overwork, underpayment, debt bonding, violence, etc. are still common experiences among migrant fishermen on Thai vessels.</p> <p>Thailand’s first conviction of a business owner for forced labor in fishing was handed down in 2017.⁹</p>

* It may be acceptable where a State has not ratified any of the convention(s) listed above, that a State has passed and brought into effect wholly and fully legislation and relevant accompanying regulation, where needed to implement legislation, that is at least materially identical in substance, intent, effect and spirit to the provisions of the relevant convention(s). It is expected that relevant legislation and regulation will include provisions that are suitably onerous and comprehensive in nature and intent to provide for its full and proper enforcement. Where this is the case, the country may be assessed as fulfilling the country criteria, despite the non-ratification(s).

** The assessment of a country’s enforcement relies primarily on comments by the Committee of Experts on the Application of Conventions and Recommendations, which supervise the application of ILO conventions, and the U.S. Department of State’s Trafficking in Persons Report. Both sources are credible, global in scope, and publicly available. Additional, credible sources may also be used. This assessment does not constitute a full and complete analysis of law enforcement in any country.

⁹ Ryn Jirenuwat and Russell Golfman. “Dozens Found Guilty in Thailand in Human-Trafficking Case.” The New York Times, July 19, 2017, sec. Asia Pacific. <https://www.nytimes.com/2017/07/19/world/asia/thailand-human-trafficking-case.html?mcubz=0%20and%20see%20the%202017%20TIP%20report%20for%20evidence%20of%20first%20conviction%20for%20forced%20labour%20in%20fish%20ing>.

Seafood Watch, Liberty Asia & Sustainable Fisheries Partnership: Seafood Slavery Risk Tool

Fishery Profile Data Analysis

Is there credible evidence of forced labor, human trafficking, or hazardous child labor in seafood processing, agriculture, forestry, or aquaculture in the country?* N/A

Source URL	Source type	Year published	Sector / Industry	Summary of findings	Any remarks on the credibility of this source?
Not applicable when a fishery is assessed as critical risk.					

* Evidence of forced labor, human trafficking, or hazardous child labor in a country's seafood processing, forestry, agriculture, and aquaculture industries may be examined as *indicators* of risk for the at sea portion of a fishery. See the Seafood Slavery Risk Tool's conceptual model to view which pathways trigger an examination of related or similar renewable resource industries.

Summary of Risk Rating


Thailand's squid fishery is rated CRITICAL RISK. Academic, NGO, and media sources document forced labor and human trafficking in the fishery. For example, the International Labour Organization and Asian Research Center for Migration's 2013 study surveyed 596 fishermen, 174 (29.2%) of which are identified as working on vessels (including single- and twin-trawl and squid-fishing boats) that caught squid (and other species). According to the report, of the 47 respondents working on twin trawl boats, 30% were forced laborers. In addition, in 2014-15, investigative journalists with *The Guardian* and *Associated Press* interviewed Burmese victims who said they caught squid and other high-value species on Thai boats. **When a critical risk has been established, adherence to the Seafood Slavery Risk Tool's country criteria and other mitigating circumstances are not factored in the fishery rating. However, it is important to note that more recent evidence from 2017-18 shows that the risk of forced labor and human trafficking remains high in Thailand's fisheries even though the government is making significant progress to combat human rights abuse in the industry. Nevertheless, enforcement of regulations still presents a major challenge as evidenced in the European Union's (EU) renewal of a yellow card for inaction on illegal fishing. Thailand was first cited with an EU yellow card in 2015. While the U.S. Department of State's 2018 Trafficking in Persons report upgrades Thailand's rating from Tier 2 Watch List to Tier 2 in recognition of the Government's substantial efforts, it also states that significant challenges remain in the fishing industry. In addition, the 2018 Global Slavery Index's new Fisheries analysis rates Thailand's fishing industry as having a high risk of modern slavery. The Risk Tool team will**

Seafood Watch, Liberty Asia & Sustainable Fisheries Partnership: Seafood Slavery Risk Tool

Fishery Profile Data Analysis

continue to monitor reform and enforcement efforts in Thailand and encourages Risk Tool users to evaluate current information when conducting their due diligence.

Conceptual Model Path

Critical Risk	There is credible evidence of human rights abuses in the profile fishery	 <pre>graph TD; A[Slavery in fishery?] --> B((Y)); B --> C[CRITICAL];</pre>
---------------	--	--